



# Winton Motor Raceway

## Round 2 : March 12 - 14



Date: 13/03/21  
 Event: Q07  
 Weather: High cloud - Temp: 32.5C  
 Track: Dry - Temp: 39.1C

### Qualifying 2


Started at: 13:55:00  
 Laps: 20 Min  
 Starters: 24  
 Printed at: 14:19


### PROVISIONAL CLASSIFICATION


Pos	No	Name	Machine	Fastest Lap	On Lap	Behind Leader	Behind Prev	Top Speed
1	11	Brandon DEMMERY (NSW) / Mini Rev Heads / YRD / 2 Thugs Customs / RWW / Kenma	Yamaha YZF-R3	1:31.715	5 of 11			159
2	72	Benjamin BAKER (NSW) / YRD / YMI / Shoei / Alpinestar / West Sliders / SCK / Utech Design	Yamaha YZF-R3	1:31.973	4 of 9	.258	.258	160
3	99	Jacob HATCH (NSW) / Jekyl & Hyde / PTT Lubricants / Addicted to Track / C&C Civil / Vandemon	Yamaha YZF-R3	1:32.043	8 of 11	.328	.070	158
4	50	Carter THOMPSON (NSW) / MotoStars / RS+C / Doctor Mak / Yamaha / YRD / Motul / Pirelli	Yamaha YZF-R3	1:32.091	7 of 7	.376	.048	159
5	78	Caleb GILMORE (MWT) / Metcher Motorsport / Siemec / Fusport / Yamaha / YRD / YamaLube	Yamaha YZF-R3	1:32.765	2 of 10	1.050	.674	162
6	49	Jake FARNSWORTH (NSW) / Full Noise Racing / Worth Race Developments / Freestyle Tattoo Studio	Yamaha YZF-R3	1:32.908	11 of 11	1.193	.143	156
7	121	Reece OUGHTRED (VIC) / ProGP Racing / Dynoverks / Flux Fitness / Moto Go / TT Motorcycles / JAG / Sign Pro	Yamaha YZF-R3	1:32.972	8 of 11	1.257	.064	162
8	95	Matthew RINDEL (VIC) / Gears Racing / Mick Hone M-cycles / Woodcraft / Top Hat Barber Shop / AMX	Yamaha YZF-R3	1:33.096	4 of 11	1.381	.124	163
9	63	Clay CLEGG (NSW) / Williamson Bros / Akubra / Mavin Truck Centre / Central West Electrical	Yamaha YZF-R3	1:33.254	6 of 11	1.539	.158	160
10	3	Cameron DUNKER (NSW) / MotoStars / RS+C / Doctor Mak / Yamaha / YRD / Motul / Pirelli	Yamaha YZF-R3	1:33.382	10 of 11	1.667	.128	158
11	355	Laura BROWN (NSW) / Bikebiz / TheBareBird / S hark Helmets / IXON / Falco Motorcycle Boots	Yamaha YZF-R3	1:33.564	8 of 10	1.849	.182	158
12	58	Lucas QUINN (QLD)	Yamaha YZF-R3	1:33.621	7 of 10	1.906	.057	156
13	39	Glenn NELSON (QLD) / Buddys Pest Control / Dynoverks / XXX Suspension	Yamaha YZF-R3	1:33.725	6 of 11	2.010	.104	157
14	25	Brodie GAWITH (VIC)	Yamaha YZF-R3	1:33.783	4 of 10	2.068	.058	157
15	110	Zakary PETTENDY (NSW) / bikesales.com.au	Yamaha YZF-R3	1:33.799	9 of 10	2.084	.016	157
16	91	Taiyo AKSU (QLD) / OP Racing / MMM Motorcycles	Yamaha YZF-R3	1:34.000	10 of 11	2.285	.201	160
17	12	Henry SNELL (QLD)	Yamaha YZF-R3	1:34.102	5 of 11	2.387	.102	158
18	181	Liam WATERS (QLD) / Moto-shed	Yamaha YZF-R3	1:34.102	7 of 11	2.387		156
19	20	Jonathan NAHLOUS (NSW) / Complete AV	Yamaha YZF-R3	1:34.384	5 of 10	2.669	.282	153
20	35	Varis FLEMING (VIC)	Yamaha YZF-R3	1:35.153	3 of 8	3.438	.769	158
21	32	Jai RUSSO (NSW) / Russo Performance / YRD Yamaha / GTR MotoStars / Ricondi / AGV / TCX	Yamaha YZF-R3	1:36.159	5 of 6	4.444	1.006	155
22	45	Jamie PORT (VIC) / Yamaha / AGV / Pirelli / Motul / Ricondi / Verafire	Yamaha YZF-R3	1:36.754	2 of 6	5.039	.595	154
23	77	Sam DAVIS (VIC)	Yamaha YZF-R3	1:37.288	7 of 8	5.573	.534	149
24	7	Zane KINNA (VIC) / MotoGC Yamaha / Dynoverks	Yamaha YZF-R3	1:50.245	3 of 3	18.530	12.957	155

Current qualifying record for R3 class - 1:30.474 by Carter THOMPSON (NSW) on a Yamaha YZF-R3 set on 13/03/21

The results are provisional until the end of the time limit for protests and appeals.

  
 Chief Timekeeper - Scott Laing

  
 Race Director - Tom Williams

  
 Clerk of Course - Paul Hinds





# Winton Motor Raceway

## Round 2 : March 12 - 14



Date: 13/03/21  
 Event: Q07  
 Weather: High cloud - Temp: 32.5C  
 Track: Dry - Temp: 39.1C

Started at: 13:55:00  
 Laps: 20 Min  
 Starters: 24  
 Printed at: 14:19


### PROVISIONAL LAP TIMES

No	Name	Lap 1	Lap 2	Lap 3	Lap 4	Lap 5	Lap 6	Lap 7	Lap 8	Lap 9	Lap 10	Lap 11
3	Cameron DUNKER (NSW)	1:38.597	1:34.995	1:35.499	1:34.027	1:34.233	1:34.062	1:42.877	1:33.793	1:35.109	<b>1:33.382</b>	1:33.882
7	Zane KINNA (VIC)	2:07.451	4:46.998	<b>1:50.245</b>								
11	Brandon DEMMERY (NSW)	2:04.186	1:33.223	1:48.228	1:32.523	<b>1:31.715</b>	1:36.871	1:31.769	1:32.619	1:41.382	1:34.594	1:32.137
12	Henry SNELL (QLD)	1:41.305	1:34.282	1:35.248	1:34.325	<b>1:34.102</b>	2:37.915	1:36.691	1:35.436	1:35.007	1:34.441	1:35.102
20	Jonathan NAHLOUS (NSW)	1:42.758	1:36.480	1:42.451	1:34.874	<b>1:34.384</b>	2:04.414	1:40.542	1:34.869	1:36.424	1:36.109	
25	Brodie GAWITH (VIC)	1:42.214	1:34.922	1:34.516	<b>1:33.783</b>	1:34.374	2:37.008	1:38.708	1:41.289	1:33.854	1:34.783	
32	Jai RUSSO (NSW)	1:43.820	1:37.296	1:36.778	1:36.354	<b>1:36.159</b>	1:37.078					
35	Varis FLEMING (VIC)	2:28.754	1:50.661	<b>1:35.153</b>	1:36.060	3:10.889	1:43.660	1:47.113	1:39.003			
39	Glenn NELSON (QLD)	1:42.986	1:35.134	1:35.275	1:34.247	1:34.428	<b>1:33.725</b>	1:36.875	2:05.820	1:37.520	1:34.573	1:36.529
45	Jamie PORT (VIC)	1:42.884	<b>1:36.754</b>	1:37.397	4:19.892	1:45.262	1:37.560					
49	Jake FARNSWORTH (NSW)	1:44.792	1:36.641	1:34.968	1:35.003	1:34.399	1:33.838	1:34.829	1:34.245	1:33.589	1:33.873	<b>1:32.908</b>
50	Carter THOMPSON (NSW)	1:40.130	1:32.938	1:33.279	3:06.318	1:35.197	1:33.063	<b>1:32.091</b>				
58	Lucas QUINN (QLD)	1:41.121	1:35.040	1:34.355	1:33.972	2:26.249	1:36.855	<b>1:33.621</b>	1:33.718	1:34.027	1:33.943	
63	Clay CLEGG (NSW)	1:38.462	1:35.544	1:33.861	1:33.903	1:33.723	<b>1:33.254</b>	1:33.883	1:33.958	1:33.613	1:33.848	1:33.574
72	Benjamin BAKER (NSW)	1:40.209	2:16.901	1:36.241	<b>1:31.973</b>	1:34.788	1:32.231	2:15.298	1:46.854	1:34.520		
77	Sam DAVIS (VIC)	1:45.684	1:38.524	1:38.963	2:53.633	1:55.150	1:37.628	<b>1:37.288</b>	1:37.876			
78	Caleb GILMORE (MWT)	1:39.123	<b>1:32.765</b>	1:33.471	2:55.657	1:42.299	1:34.185	1:33.109	1:33.005	1:35.958	1:33.632	
91	Taiyo AKSU (QLD)	1:42.574	1:35.601	1:34.898	1:34.826	1:34.630	2:41.348	1:45.656	1:34.334	1:35.046	<b>1:34.000</b>	1:34.392
95	Matthew RINDEL (VIC)	1:40.135	1:33.993	1:33.232	<b>1:33.096</b>	1:34.102	1:33.924	2:16.519	1:38.534	1:34.154	1:33.602	1:33.557
99	Jacob HATCH (NSW)	1:42.057	1:34.930	2:07.947	1:37.170	1:34.376	1:37.997	1:32.765	<b>1:32.043</b>	1:33.185	1:34.499	1:41.089
110	Zakary PETTENDY (NSW)	1:44.424	1:42.425	2:12.747	1:38.635	1:35.030	1:55.200	1:44.314	1:34.304	<b>1:33.799</b>	1:34.149	
121	Reece OUGHTRED (VIC)	1:45.309	1:34.451	2:06.753	1:39.284	1:33.517	1:39.497	1:33.008	<b>1:32.972</b>	1:33.357	1:34.778	1:37.034
181	Liam WATERS (QLD)	1:50.066	1:35.622	1:35.002	1:34.479	1:35.201	1:34.686	<b>1:34.102</b>	1:36.280	1:34.328	1:34.590	1:34.351
355	Laura BROWN (NSW)	1:48.364	1:35.381	2:10.325	1:36.605	1:33.599	1:33.999	1:36.663	<b>1:33.564</b>	3:33.373	1:44.098	

The results are provisional until the end of the time limit for protests and appeals.

  
 Chief Timekeeper - Scott Lang

  
 Race Director - Tom Williams

  
 Clerk of Course - Paul Hinds



[www.computime.com.au](http://www.computime.com.au)  
 COMPUTIME RACE TIMING SYSTEMS PTY LTD





# Winton Motor Raceway

## Round 2 : March 12 - 14



FINANCIAL SERVICES  
YAMAHA R3 CUP

### Qualifying 2



Date: 13/03/21  
Event: Q07  
Weather: High cloud - Temp: 32.5C  
Track: Dry - Temp: 39.1C

Started at: 13:55:00  
Laps: 20 Min  
Starters: 24  
Printed at: 14:19

### PROVISIONAL SPLIT TIMES

Lap	Split 1	Split 2	Split 3	Split 4	Lap Time	Spd	Lap	Split 1	Split 2	Split 3	Split 4	Lap Time	Spd
<b>3 Cameron DUNKER (NSW) (10th)</b>							7	15.670	15.799	33.150	32.072	1:36.691 P	
1	16.434	16.030	33.297	32.836	1:38.597 P		8	13.384	15.665	33.141	33.246	1:35.436	154
2	13.488	15.748	33.097	32.662	1:34.995	153	9	13.475	15.723	33.358	32.451	1:35.007	153
3	13.567	15.971	33.638	32.323	1:35.499	153	10	13.629	15.662	<b>32.946</b>	32.204	1:34.441	153
4	13.537	15.596	33.028	31.866	1:34.027	154	11	13.601	15.654	33.747	32.100	1:35.102	153
5	13.359	15.697	33.161	32.016	1:34.233	154	<b>20 Jonathan NAHLOUS (NSW) (19th)</b>						
6	13.399	15.677	33.036	31.950	1:34.062	154	1	18.116	16.538	34.203	33.901	1:42.758 P	
7	13.333	15.739	34.299	39.506	1:42.877	153	2	13.905	15.907	33.544	33.124	1:36.480	145
8	13.325	15.521	33.034	31.913	1:33.793	153	3	13.698	18.637	36.991	33.125	1:42.451	147
9	13.442	15.732	33.281	32.654	1:35.109	154	4	13.830	<b>15.536</b>	33.039	<b>32.469</b>	1:34.874	150
10	<b>13.310</b>	15.518	<b>32.876</b>	<b>31.678</b>	<b>1:33.382</b>	155	5	13.339	15.625	<b>32.875</b>	32.545	<b>1:34.384</b>	151
11	13.625	<b>15.460</b>	32.943	31.854	1:33.882	158	6	13.390	15.629	33.108	1:02.287	2:04.414	151
<b>7 Zane KINNA (VIC) (24th)</b>							7	18.082	15.861	33.140	33.459	1:40.542 P	
1	42.018	18.637	34.591	<b>32.205</b>	2:07.451 P		8	13.486	15.706	33.090	32.587	1:34.869	150
2	<b>13.321</b>	<b>15.720</b>	<b>33.343</b>	3:44.614	4:46.998	155	9	<b>13.257</b>	15.653	34.605	32.909	1:36.424	153
3	20.827	17.575	36.430	35.413	<b>1:50.245</b> P		10	13.786	15.899	33.587	32.837	1:36.109	147
<b>11 Brandon DEMMERY (NSW) (1st)</b>							<b>25 Brodie GAWITH (VIC) (14th)</b>						
1	30.255	17.871	36.371	39.689	2:04.186 P		1	18.261	17.286	34.313	32.354	1:42.214 P	
2	13.460	15.471	32.318	31.974	1:33.223	151	2	13.525	15.740	33.155	32.502	1:34.922	153
3	13.406	17.474	44.102	33.246	1:48.228	153	3	13.471	15.692	32.861	32.492	1:34.516	154
4	13.218	15.288	32.158	31.859	1:32.523	153	4	13.590	<b>15.600</b>	32.892	<b>31.701</b>	<b>1:33.783</b>	154
5	13.031	<b>15.156</b>	<b>31.796</b>	31.732	<b>1:31.715</b>	154	5	<b>13.357</b>	15.694	33.170	32.153	1:34.374	156
6	<b>12.941</b>	15.572	36.079	32.279	1:36.871	155	6	13.577	15.678	36.310	1:31.443	2:37.008	154
7	13.055	15.176	31.860	<b>31.678</b>	1:31.769	159	7	16.466	15.845	33.802	32.595	1:38.708 P	
8	13.240	15.354	32.109	31.916	1:32.619	153	8	14.451	17.581	36.388	32.869	1:41.289	151
9	13.309	16.445	38.678	32.950	1:41.382	151	9	13.615	15.728	<b>32.755</b>	31.756	1:33.854	153
10	13.354	15.315	33.664	32.261	1:34.594	154	10	13.584	15.728	32.964	32.507	1:34.783	157
11	13.159	15.260	31.916	31.802	1:32.137	155	<b>32 Jai RUSSO (NSW) (21th)</b>						
<b>12 Henry SNELL (QLD) (17th)</b>							1	17.988	16.874	35.373	33.585	1:43.820 P	
1	18.530	16.372	33.921	32.482	1:41.305 P		2	14.121	16.043	34.094	33.038	1:37.296	148
2	13.491	<b>15.653</b>	33.181	<b>31.957</b>	1:34.282	155	3	13.764	15.801	33.783	33.430	1:36.778	149
3	13.385	15.924	33.407	32.532	1:35.248	158	4	<b>13.572</b>	<b>15.696</b>	34.223	<b>32.863</b>	1:36.354	155
4	13.513	15.811	32.982	32.019	1:34.325	158	5	13.757	15.855	<b>33.336</b>	33.211	<b>1:36.159</b>	150
5	<b>13.313</b>	15.655	33.075	32.059	<b>1:34.102</b>	157	6	13.826	15.945	33.908	33.399	1:37.078	148
6	13.380	15.664	32.972	1:35.899	2:37.915	157							

*Scott Laing*  
Chief Timekeeper - Scott Laing

*Tom Williams*  
Race Director - Tom Williams

*Paul Hinds*  
Clerk of Course - Paul Hinds





# Winton Motor Raceway

## Round 2 : March 12 - 14



FINANCIAL SERVICES  
YAMAHA R3 CUP

### Qualifying 2



Date: 13/03/21  
Event: Q07  
Weather: High cloud - Temp: 32.5C  
Track: Dry - Temp: 39.1C

Started at: 13:55:00  
Laps: 20 Min  
Starters: 24  
Printed at: 14:19

### PROVISIONAL SPLIT TIMES

Lap	Split 1	Split 2	Split 3	Split 4	Lap Time	Spd	Lap	Split 1	Split 2	Split 3	Split 4	Lap Time	Spd
<b>35 Varis FLEMING (VIC) (20th)</b>							7	13.566	15.823	32.817	32.623	1:34.829	153
1	21.218	16.638	34.684	1:16.214	2:28.754 P		8	13.554	15.734	32.857	32.100	1:34.245	153
2	27.887	16.466	33.803	32.505	1:50.661 P		9	<b>13.267</b>	15.503	32.626	32.193	1:33.589	154
3	<b>13.597</b>	<b>15.703</b>	33.367	32.486	<b>1:35.153</b>	156	10	13.388	15.681	32.749	32.055	1:33.873	154
4	14.483	15.911	<b>33.276</b>	<b>32.390</b>	1:36.060	156	11	13.345	<b>15.328</b>	<b>32.455</b>	<b>31.780</b>	<b>1:32.908</b>	154
5	14.249	17.372	35.500	2:03.768	3:10.889	155	<b>50 Carter THOMPSON (NSW) (4th)</b>						
6	17.855	16.313	35.123	34.369	1:43.660 P		1	17.839	16.274	33.591	32.426	1:40.130 P	
7	14.731	17.452	36.232	38.698	1:47.113	145	2	13.361	15.449	32.252	31.876	1:32.938	154
8	14.877	15.871	34.007	34.248	1:39.003	122	3	13.597	15.465	32.565	31.652	1:33.279	158
<b>39 Glenn NELSON (QLD) (13th)</b>							4	13.980	15.675	34.308	2:02.355	3:06.318	155
1	20.025	16.338	34.165	32.458	1:42.986 P		5	16.294	15.499	31.859	31.545	1:35.197 P	
2	13.695	15.802	33.341	32.296	1:35.134	151	6	<b>13.319</b>	15.478	32.126	32.140	1:33.063	158
3	13.578	15.959	33.413	32.325	1:35.275	153	7	13.380	<b>15.442</b>	<b>31.846</b>	<b>31.423</b>	<b>1:32.091</b>	156
4	13.456	15.721	32.998	32.072	1:34.247	155	<b>58 Lucas QUINN (QLD) (12th)</b>						
5	13.481	15.730	33.006	32.211	1:34.428	154	1	18.067	16.263	34.170	32.621	1:41.121 P	
6	<b>13.409</b>	15.525	<b>32.837</b>	31.954	<b>1:33.725</b>	154	2	13.458	16.013	33.384	32.185	1:35.040	154
7	13.431	15.899	34.147	33.398	1:36.875	155	3	13.487	15.798	33.017	32.053	1:34.355	155
8	13.623	15.589	38.030	58.578	2:05.820	153	4	13.512	15.789	32.855	<b>31.816</b>	1:33.972	154
9	17.073	<b>15.524</b>	33.010	<b>31.913</b>	1:37.520 P		5	13.553	15.672	32.782	1:24.242	2:26.249	156
10	13.444	15.609	33.154	32.366	1:34.573	157	6	15.698	15.750	33.167	32.240	1:36.855 P	
11	13.684	15.737	33.880	33.228	1:36.529	155	7	13.552	<b>15.529</b>	<b>32.594</b>	31.946	<b>1:33.621</b>	153
<b>45 Jamie PORT (VIC) (22th)</b>							8	<b>13.373</b>	15.554	32.785	32.006	1:33.718	154
1	19.518	16.410	34.060	32.896	1:42.884 P		9	13.442	15.570	32.749	32.266	1:34.027	154
2	<b>13.886</b>	<b>16.304</b>	33.889	<b>32.675</b>	<b>1:36.754</b>	153	10	13.413	15.654	32.766	32.110	1:33.943	153
3	14.032	16.758	<b>33.793</b>	32.814	1:37.397	154	<b>63 Clay CLEGG (NSW) (9th)</b>						
4	13.982	16.435	34.865	3:14.610	4:19.892	154	1	16.916	16.074	33.098	32.374	1:38.462 P	
5	20.743	16.773	34.667	33.079	1:45.262 P		2	13.658	16.226	33.093	32.567	1:35.544	152
6	13.970	16.341	34.218	33.031	1:37.560	151	3	13.464	15.747	32.654	31.996	1:33.861	156
<b>49 Jake FARNSWORTH (NSW) (6th)</b>							4	13.291	15.658	32.885	32.069	1:33.903	160
1	19.874	17.478	34.406	33.034	1:44.792 P		5	13.306	<b>15.641</b>	32.808	31.968	1:33.723	153
2	14.006	16.300	33.843	32.492	1:36.641	151	6	13.359	15.735	<b>32.306</b>	<b>31.854</b>	<b>1:33.254</b>	155
3	13.712	15.949	33.009	32.298	1:34.968	153	7	13.475	15.646	32.568	32.194	1:33.883	153
4	13.663	15.765	33.100	32.475	1:35.003	153	8	13.459	15.835	32.728	31.936	1:33.958	153
5	13.519	15.883	32.776	32.221	1:34.399	155	9	<b>13.230</b>	15.739	32.520	32.124	1:33.613	158
6	13.349	15.688	32.641	32.160	1:33.838	156	10	13.400	15.738	32.734	31.976	1:33.848	154

*Scott Laing*  
Chief Timekeeper - Scott Laing

*Tom Williams*  
Race Director - Tom Williams

*Paul Hinds*  
Clerk of Course - Paul Hinds





# Winton Motor Raceway Round 2 : March 12 - 14



Date: 13/03/21  
Event: Q07  
Weather: High cloud - Temp: 32.5C  
Track: Dry - Temp: 39.1C

## Qualifying 2

Started at: 13:55:00  
Laps: 20 Min  
Starters: 24  
Printed at: 14:19

### PROVISIONAL SPLIT TIMES

Lap	Split 1	Split 2	Split 3	Split 4	Lap Time	Spd	Lap	Split 1	Split 2	Split 3	Split 4	Lap Time	Spd						
11	13.393	15.708	32.560	31.913	1:33.574	153	3	13.341	<b>15.628</b>	33.067	32.862	1:34.898	156						
<b>72 Benjamin BAKER (NSW) (2nd)</b>																			
1	16.680	16.134	33.345	34.050	1:40.209 P		4	13.585	15.913	32.962	32.366	1:34.826	156						
2	13.094	15.259	32.911	1:15.637	2:16.901	157	5	13.392	15.719	33.256	32.263	1:34.630	153						
3	16.655	15.782	32.223	31.581	1:36.241 P		6	<b>13.331</b>	15.782	33.472	1:38.763	2:41.348	160						
4	<b>12.988</b>	15.363	<b>32.106</b>	<b>31.516</b>	<b>1:31.973</b>	157	7	23.133	16.087	33.518	32.918	1:45.656 P							
5	13.118	15.312	34.031	32.327	1:34.788	155	8	13.517	15.774	32.767	32.276	1:34.334	152						
6	13.066	<b>15.213</b>	32.153	31.799	1:32.231	158	9	13.590	15.793	33.244	32.419	1:35.046	154						
7	13.858	15.395	33.126	1:12.919	2:15.298	155	10	13.422	15.661	<b>32.707</b>	<b>32.210</b>	<b>1:34.000</b>	151						
8	18.202	18.405	36.425	33.822	1:46.854 P		11	13.339	15.730	32.787	32.536	1:34.392	152						
9	13.213	15.252	33.215	32.840	1:34.520	158	<b>95 Matthew RINDEL (VIC) (8th)</b>						1	18.508	15.938	33.189	32.500	1:40.135 P	
<b>77 Sam DAVIS (VIC) (23th)</b>																			
1	19.998	17.219	34.504	33.963	1:45.684 P		2	13.312	15.515	33.127	32.039	1:33.993	160						
2	13.974	16.354	34.191	34.005	1:38.524	149	3	<b>13.178</b>	15.617	32.610	31.827	1:33.232	160						
3	13.999	16.916	34.615	33.433	1:38.963	145	4	13.264	15.702	<b>32.539</b>	<b>31.591</b>	<b>1:33.096</b>	160						
4	13.896	16.544	34.138	1:49.055	2:53.633	148	5	13.201	15.713	33.202	31.986	1:34.102	163						
5	29.599	16.701	34.683	34.167	1:55.150 P		6	13.285	15.686	33.004	31.949	1:33.924	163						
6	14.048	16.450	33.917	<b>33.213</b>	1:37.628	146	7	13.303	15.479	33.482	1:14.255	2:16.519	161						
7	<b>13.878</b>	<b>16.167</b>	<b>33.725</b>	33.518	<b>1:37.288</b>	145	8	17.218	15.857	33.238	32.221	1:38.534 P							
8	14.127	16.419	33.972	33.358	1:37.876	144	9	13.399	15.504	33.292	31.959	1:34.154	159						
<b>78 Caleb GILMORE (MWT) (5th)</b>																			
1	16.841	16.191	33.627	32.464	1:39.123 P		10	13.353	<b>15.397</b>	32.986	31.866	1:33.602	159						
2	13.451	15.424	<b>32.318</b>	31.572	<b>1:32.765</b>	158	11	13.386	15.473	32.853	31.845	1:33.557	160						
3	13.227	15.603	33.136	<b>31.505</b>	1:33.471	161	<b>99 Jacob HATCH (NSW) (3rd)</b>						1	18.842	16.162	34.335	32.718	1:42.057 P	
4	13.284	15.620	35.175	1:51.578	2:55.657	162	2	13.471	15.519	34.120	31.820	1:34.930	151						
5	19.498	15.870	34.932	31.999	1:42.299 P		3	13.271	15.823	32.948	1:05.905	2:07.947	158						
6	13.063	15.912	32.743	32.467	1:34.185	160	4	17.055	15.389	32.466	32.260	1:37.170 P							
7	13.169	15.492	32.699	31.749	1:33.109	160	5	13.230	15.723	32.981	32.442	1:34.376	154						
8	<b>13.006</b>	<b>15.360</b>	33.011	31.628	1:33.005	160	6	13.475	15.974	36.502	32.046	1:37.997	152						
9	13.101	15.505	35.081	32.271	1:35.958	161	7	13.387	15.177	32.261	31.940	1:32.765	152						
10	13.212	15.443	32.611	32.366	1:33.632	157	8	<b>13.184</b>	<b>15.060</b>	<b>32.090</b>	<b>31.709</b>	<b>1:32.043</b>	150						
<b>91 Taiyo AKSU (QLD) (16th)</b>																			
1	17.894	17.537	34.130	33.013	1:42.574 P		9	13.445	15.249	32.237	32.254	1:33.185	154						
2	13.475	15.800	33.742	32.584	1:35.601	154	10	13.578	15.350	32.562	33.009	1:34.499	149						
<b>110 Zakary PETTENDY (NSW) (15th)</b>																			
							11	14.196	15.934	33.561	37.398	1:41.089	140						
							1	20.785	16.712	34.295	32.632	1:44.424 P							

*Scott Laing*  
Chief Timekeeper - Scott Laing

*Tom Williams*  
Race Director - Tom Williams

*Paul Hinds*  
Clerk of Course - Paul Hinds





# Winton Motor Raceway Round 2 : March 12 - 14



Date: 13/03/21  
Event: Q07  
Weather: High cloud - Temp: 32.5C  
Track: Dry - Temp: 39.1C

## Qualifying 2

Started at: 13:55:00  
Laps: 20 Min  
Starters: 24  
Printed at: 14:19

### PROVISIONAL SPLIT TIMES

Lap	Split 1	Split 2	Split 3	Split 4	Lap Time	Spd	Lap	Split 1	Split 2	Split 3	Split 4	Lap Time	Spd
2	14.230	15.809	33.482	38.904	1:42.425	157	2	13.855	15.962	33.201	32.604	1:35.622	148
3	16.846	16.973	36.903	1:02.025	2:12.747	99	3	<b>13.515</b>	15.836	32.736	32.915	1:35.002	153
4	16.763	15.915	33.713	32.244	1:38.635 P		4	13.638	15.812	32.859	32.170	1:34.479	154
5	13.339	15.715	33.453	32.523	1:35.030	156	5	13.830	15.858	32.959	32.554	1:35.201	150
6	14.202	17.648	39.510	43.840	1:55.200	155	6	13.609	15.878	32.960	32.239	1:34.686	154
7	17.478	17.967	35.864	33.005	1:44.314	101	7	13.585	15.826	<b>32.661</b>	<b>32.030</b>	<b>1:34.102</b>	154
8	13.545	15.664	33.126	<b>31.969</b>	1:34.304	149	8	13.636	16.004	33.447	33.193	1:36.280	154
9	<b>13.253</b>	15.553	<b>32.934</b>	32.059	<b>1:33.799</b>	157	9	13.587	15.811	32.841	32.089	1:34.328	153
10	13.492	<b>15.522</b>	32.953	32.182	1:34.149	157	10	13.634	15.807	33.019	32.130	1:34.590	156
							11	13.528	<b>15.766</b>	32.873	32.184	1:34.351	153

#### 121 Reece OUGHTRED (VIC) (7th)

1	21.800	17.773	33.413	32.323	1:45.309 P
2	13.634	15.450	33.374	31.993	1:34.451
3	13.179	15.570	34.856	1:03.148	2:06.753
4	16.390	16.097	34.483	32.314	1:39.284 P
5	13.257	15.401	32.781	32.078	1:33.517
6	13.266	16.095	37.688	32.448	1:39.497
7	13.273	15.494	<b>32.315</b>	31.926	1:33.008
8	13.258	15.449	32.496	<b>31.769</b>	<b>1:32.972</b>
9	<b>13.109</b>	<b>15.321</b>	33.121	31.806	1:33.357
10	13.288	15.544	34.101	31.845	1:34.778
11	13.233	15.463	32.979	35.359	1:37.034

#### 355 Laura BROWN (NSW) (11th)

1	23.416	17.264	35.477	32.207	1:48.364 P
2	13.617	16.071	33.585	32.108	1:35.381
3	13.239	15.791	33.373	1:07.922	2:10.325
4	16.099	15.455	33.019	32.032	1:36.605 P
5	13.274	15.489	32.845	31.991	1:33.599
6	13.355	15.684	33.019	<b>31.941</b>	1:33.999
7	<b>13.213</b>	15.453	34.595	33.402	1:36.663
8	13.262	<b>15.335</b>	<b>32.815</b>	32.152	<b>1:33.564</b>
9	13.538	15.502	2:27.218	37.115	3:33.373
10	14.501	17.838	36.935	34.824	1:44.098

#### 181 Liam WATERS (QLD) (18th)

1	24.824	17.363	34.284	33.595	1:50.066 P
---	--------	--------	--------	--------	------------

The results are provisional until the end of the time limit for protests and appeals.

*Scott Laing*  
Chief Timekeeper - Scott Laing

*Tom Williams*  
Race Director - Tom Williams

*Paul Hinds*  
Clerk of Course - Paul Hinds



[www.computime.com.au](http://www.computime.com.au)  
COMPUTIME RACE TIMING SYSTEMS PTY LTD





# Winton Motor Raceway

## Round 2 : March 12 - 14



Date: 13/03/21  
 Event: Q07  
 Weather: High cloud - Temp: 32.5C  
 Track: Dry - Temp: 39.1C

### Qualifying 2

Started at: 13:55:00  
 Laps: 20 Min  
 Starters: 24  
 Printed at: 14:19

### PROVISIONAL FASTEST LAPS SEQUENCE

Race Time	No	Name	Machine	Fastest Lap	On Lap
1:56.864	181	Liam WATERS (QLD)	Yamaha YZF-R3	1:50.066	1
1:59.084	20	Jonathan NAHLOUS (NSW)	Yamaha YZF-R3	1:42.758	1
2:06.753	99	Jacob HATCH (NSW)	Yamaha YZF-R3	1:42.057	1
2:06.987	12	Henry SNELL (QLD)	Yamaha YZF-R3	1:41.305	1
2:10.707	95	Matthew RINDEL (VIC)	Yamaha YZF-R3	1:40.135	1
2:42.080	3	Cameron DUNKER (NSW)	Yamaha YZF-R3	1:38.597	1
3:25.055	63	Clay CLEGG (NSW)	Yamaha YZF-R3	1:38.462	1
3:32.486	181	Liam WATERS (QLD)	Yamaha YZF-R3	1:35.622	2
3:40.574	39	Glenn NELSON (QLD)	Yamaha YZF-R3	1:35.134	2
3:41.269	12	Henry SNELL (QLD)	Yamaha YZF-R3	1:34.282	2
3:44.700	95	Matthew RINDEL (VIC)	Yamaha YZF-R3	1:33.993	2
4:09.960	11	Brandon DEMMERY (NSW)	Yamaha YZF-R3	1:33.223	2
4:28.215	50	Carter THOMPSON (NSW)	Yamaha YZF-R3	1:32.938	2
4:28.258	78	Caleb GILMORE (MWT)	Yamaha YZF-R3	1:32.765	2
7:30.711	11	Brandon DEMMERY (NSW)	Yamaha YZF-R3	1:32.523	4
8:08.315	72	Benjamin BAKER (NSW)	Yamaha YZF-R3	1:31.973	4
9:02.426	11	Brandon DEMMERY (NSW)	Yamaha YZF-R3	1:31.715	5

The results are provisional until the end of the time limit for protests and appeals.

*Scott Laing*  
 Chief Timekeeper - Scott Laing

*Tom Williams*  
 Race Director - Tom Williams

*Paul Hinds*  
 Clerk of Course - Paul Hinds



[www.computime.com.au](http://www.computime.com.au)  
 COMPUTIME RACE TIMING SYSTEMS PTY LTD





# Winton Motor Raceway

## Round 2 : March 12 - 14



Date: 13/03/21  
 Event: Q07  
 Weather: High cloud - Temp: 32.5C  
 Track: Dry - Temp: 39.1C


Started at: 13:55:00  
 Laps: 20 Min  
 Starters: 24  
 Printed at: 14:19


### PROVISIONAL BEST PARTIAL TIMES

Pos	Split 1		Split 2		Split 3		Split 4		LAP		Ideal	Fastest
	Name	Time	Name	Time	Name	Time	Name	Time	Name			
1	B. DEMMERY	12.941	J. HATCH	15.060	B. DEMMERY	31.796	C. THOMPSON	31.423	B. DEMMERY	1:31.571	1:31.715	
2	B. BAKER	12.988	B. DEMMERY	15.156	C. THOMPSON	31.846	C. GILMORE	31.505	B. BAKER	1:31.823	1:31.973	
3	C. GILMORE	13.006	B. BAKER	15.213	J. HATCH	32.090	B. BAKER	31.516	C. THOMPSON	1:32.030	1:32.091	
4	R. OUGHTRE	13.109	R. OUGHTRE	15.321	B. BAKER	32.106	M. RINDEL	31.591	J. HATCH	1:32.043	1:32.043	
5	M. RINDEL	13.178	J. FARNSWO	15.328	C. CLEGG	32.306	C. DUNKER	31.678	C. GILMORE	1:32.189	1:32.765	
6	J. HATCH	13.184	L. BROWN	15.335	R. OUGHTRE	32.315	B. DEMMERY	31.678	R. OUGHTRE	1:32.514	1:32.972	
7	C. DUNKER	13.204	C. GILMORE	15.360	C. GILMORE	32.318	B. GAWITH	31.701	M. RINDEL	1:32.705	1:33.096	
8	L. BROWN	13.213	M. RINDEL	15.397	J. FARNSWO	32.455	J. HATCH	31.709	J. FARNSWO	1:32.830	1:32.908	
9	C. CLEGG	13.230	C. THOMPSON	15.442	M. RINDEL	32.539	R. OUGHTRE	31.769	C. CLEGG	1:33.031	1:33.254	
10	Z. PETTENDY	13.253	C. DUNKER	15.460	L. QUINN	32.594	J. FARNSWO	31.780	C. DUNKER	1:33.218	1:33.382	
11	J. NAHLOUS	13.257	Z. PETTENDY	15.522	L. WATERS	32.661	L. QUINN	31.816	L. BROWN	1:33.304	1:33.564	
12	J. FARNSWO	13.267	G. NELSON	15.524	T. AKSU	32.707	C. CLEGG	31.854	L. QUINN	1:33.312	1:33.621	
13	H. SNELL	13.313	L. QUINN	15.529	B. GAWITH	32.755	G. NELSON	31.913	B. GAWITH	1:33.413	1:33.783	
14	C. THOMPSON	13.319	J. NAHLOUS	15.536	L. BROWN	32.815	L. BROWN	31.941	Z. PETTENDY	1:33.678	1:33.799	
15	Z. KINNA	13.321	B. GAWITH	15.600	G. NELSON	32.837	H. SNELL	31.957	G. NELSON	1:33.683	1:33.725	
16	T. AKSU	13.331	T. AKSU	15.628	J. NAHLOUS	32.875	Z. PETTENDY	31.969	L. WATERS	1:33.851	1:34.102	
17	B. GAWITH	13.357	C. CLEGG	15.641	C. DUNKER	32.876	L. WATERS	32.030	H. SNELL	1:33.869	1:34.102	
18	L. QUINN	13.373	H. SNELL	15.653	Z. PETTENDY	32.934	Z. KINNA	32.205	T. AKSU	1:33.876	1:34.000	
19	G. NELSON	13.409	J. RUSSO	15.696	H. SNELL	32.946	T. AKSU	32.210	J. NAHLOUS	1:34.137	1:34.384	
20	L. WATERS	13.451	V. FLEMING	15.703	V. FLEMING	33.276	V. FLEMING	32.390	Z. KINNA	1:34.589	1:50.245	
21	V. FLEMING	13.460	L. WATERS	15.709	J. RUSSO	33.336	J. NAHLOUS	32.469	V. FLEMING	1:34.829	1:35.153	
22	J. RUSSO	13.572	Z. KINNA	15.720	Z. KINNA	33.343	J. PORT	32.675	J. RUSSO	1:35.467	1:36.159	
23	S. DAVIS	13.878	S. DAVIS	16.167	S. DAVIS	33.725	J. RUSSO	32.863	J. PORT	1:36.658	1:36.754	
24	J. PORT	13.886	J. PORT	16.304	J. PORT	33.793	S. DAVIS	33.213	S. DAVIS	1:36.983	1:37.288	

The results are provisional until the end of the time limit for protests and appeals.

  
 Chief Timekeeper - Scott Laing

  
 Race Director - Tom Williams

  
 Clerk of Course - Paul Hinds



[www.computime.com.au](http://www.computime.com.au)  
 COMPUTIME RACE TIMING SYSTEMS PTY LTD







# Winton Motor Raceway

## Round 2 : March 12 - 14



FINANCIAL SERVICES  
YAMAHA R3 CUP  
Overall Qualifying



### PROVISIONAL MERGED CLASSIFICATION


Date: 13/03/21

Printed at: 14:19


Pos	No	Name	Machine	Event Q04	Event Q07	Fastest Lap
1	50	Carter THOMPSON (NSW) / MotoStars / RS+C / Doctor Mak / Yamaha / YRD / Motul / Pirelli	Yamaha YZF-R3	1:30.474	1:32.091	1:30.474
2	59	Tom DRANE (NSW) / Construction Supply Specialists / IC Cons / MD Steel	Yamaha YZF-R3	1:31.465		1:31.465
3	72	Benjamin BAKER (NSW) / YRD / YMI / Shoei / Alpinestar / West Sliders / SCK / Utech Design	Yamaha YZF-R3	1:31.610	1:31.973	1:31.610
4	11	Brandon DEMMERY (NSW) / Mini Rev Heads / YRD / 2 Thugs Customs / RWW / Kenma	Yamaha YZF-R3	1:32.018	1:31.715	1:31.715
5	99	Jacob HATCH (NSW) / Jekyl & Hyde / PTT Lubricants / Addicted to Track / C&C Civil / Vandemon	Yamaha YZF-R3	1:31.915	1:32.043	1:31.915
6	121	Reece OUGHTRED (VIC) / ProGP Racing / Dynoverks / Flux Fitness / Moto Go / TT Motorcycles / JAG / Sign Pro	Yamaha YZF-R3	1:32.664	1:32.972	1:32.664
7	78	Caleb GILMORE (MWT) / Metcher Motorsport / Siemec / Fusport / Yamaha / YRD / YamaLube	Yamaha YZF-R3	1:33.512	1:32.765	1:32.765
8	49	Jake FARNSWORTH (NSW) / Full Noise Racing / Worth Race Developments / Freestyle Tattoo Studio	Yamaha YZF-R3	1:34.283	1:32.908	1:32.908
9	3	Cameron DUNKER (NSW) / MotoStars / RS+C / Doctor Mak / Yamaha / YRD / Motul / Pirelli	Yamaha YZF-R3	1:32.949	1:33.382	1:32.949
10	95	Matthew RINDEL (VIC) / Gears Racing / Mick Hone M-cycles / Woodcraft / Top Hat Barber Shop / AMX	Yamaha YZF-R3	1:33.288	1:33.096	1:33.096
11	63	Clay CLEGG (NSW) / Williamson Bros / Akubra / Mavin Truck Centre / Central West Electrical	Yamaha YZF-R3	1:34.279	1:33.254	1:33.254
12	58	Lucas QUINN (QLD)	Yamaha YZF-R3	1:33.394	1:33.621	1:33.394
13	355	Laura BROWN (NSW) / Bikebiz / TheBareBird / S hark Helmets / IXON / Falco Motorcycle Boots	Yamaha YZF-R3	1:34.264	1:33.564	1:33.564
14	39	Glenn NELSON (QLD) / Buddys Pest Control / Dynoverks / XXX Suspension	Yamaha YZF-R3	1:34.258	1:33.725	1:33.725
15	25	Brodie GAWITH (VIC)	Yamaha YZF-R3	1:34.899	1:33.783	1:33.783
16	110	Zakary PETTENDY (NSW) / bikesales.com.au	Yamaha YZF-R3	1:34.007	1:33.799	1:33.799
17	91	Taiyo AKSU (QLD) / OP Racing / MMM Motorcycles	Yamaha YZF-R3	1:34.253	1:34.000	1:34.000
18	32	Jai RUSSO (NSW) / Russo Performance / YRD Yamaha / GTR MotoStars / Ricondi / AGV / TCX	Yamaha YZF-R3	1:34.092	1:36.159	1:34.092
19	12	Henry SNELL (QLD)	Yamaha YZF-R3	1:34.349	1:34.102	1:34.102
20	181	Liam WATERS (QLD) / Moto-shed	Yamaha YZF-R3	1:34.796	1:34.102	1:34.102
21	20	Jonathan NAHLOUS (NSW) / Complete AV	Yamaha YZF-R3	1:34.906	1:34.384	1:34.384
22	35	Varis FLEMING (VIC)	Yamaha YZF-R3	1:34.487	1:35.153	1:34.487
23	7	Zane KINNA (VIC) / MotoGC Yamaha / Dynoverks	Yamaha YZF-R3	1:34.588	1:50.245	1:34.588
24	77	Sam DAVIS (VIC)	Yamaha YZF-R3	1:35.844	1:37.288	1:35.844
25	45	Jamie PORT (VIC) / Yamaha / AGV / Pirelli / Motul / Ricondi / Verafire	Yamaha YZF-R3	1:36.875	1:36.754	1:36.754

\*\*\* ALL RIDERS QUALIFY \*\*\*

The results are provisional until the end of the time limit for protests and appeals.

  
Chief Timekeeper - Scott Laing

  
Race Director - Tom Williams

  
Clerk of Course - Paul Hinds



[www.computime.com.au](http://www.computime.com.au)  
COMPUTIME RACE TIMING SYSTEMS PTY LTD





# Winton Motor Raceway Round 2 : March 12 - 14



FINANCIAL SERVICES  
YAMAHA FINANCE R3 CUP  
ROUND 2 - EVENTS 4, 6, & 16



## PROVISIONAL MERGED GRID SHEET

Date: 13/03/21

Printed at: 14:20



	3 <b>72</b> B. BAKER 1:31.610	2 <b>59</b> T. DRANE 1:31.465	1 <b>50</b> C. THOMPSON 1:30.474	1
6 <b>121</b> R. OUGHTRED 1:32.664	5 <b>99</b> J. HATCH 1:31.915	4 <b>11</b> B. DEMMERY 1:31.715		2
	9 <b>3</b> C. DUNKER 1:32.949	8 <b>49</b> J. FARNSWORT 1:32.908	7 <b>78</b> C. GILMORE 1:32.765	3
<b>58</b> 12 L. QUINN 1:33.394	<b>63</b> 11 C. CLEGG 1:33.254	<b>95</b> 10 M. RINDEL 1:33.096		4
	<b>25</b> 15 B. GAWITH 1:33.783	<b>39</b> 14 G. NELSON 1:33.725	<b>355</b> 13 L. BROWN 1:33.564	5
<b>32</b> 18 J. RUSSO 1:34.092	<b>91</b> 17 T. AKSU 1:34.000	<b>110</b> 16 Z. PETTENDY 1:33.799		6
	<b>20</b> 21 J. NAHLOUS 1:34.384	<b>181</b> 20 L. WATERS 1:34.102	<b>12</b> 19 H. SNELL 1:34.102	7
<b>77</b> 24 S. DAVIS 1:35.844	<b>7</b> 23 Z. KINNA 1:34.588	<b>35</b> 22 V. FLEMING 1:34.487		8
			<b>45</b> 25 J. PORT 1:36.754	9

*Scott Lang*  
Chief Timekeeper - Scott Lang

*Tom Williams*  
Race Director - Tom Williams

*Paul Hinds*  
Clerk of Course - Paul Hinds



[www.computime.com.au](http://www.computime.com.au)  
COMPUTIME RACE TIMING SYSTEMS PTY LTD





# Winton Motor Raceway Round 2 : March 12 - 14



FINANCIAL SERVICES  
YAMAHA FINANCE R3

CUP

ROUND 2 - EVENTS 4, 6, & 16



## PROVISIONAL MERGED GRID SHEET

Date: 13/03/21

Printed at: 14:20

9	25 45 J. PORT 1:36.754			
8		22 35 V. FLEMING 1:34.487	23 7 Z. KINNA 1:34.588	24 77 S. DAVIS 1:35.844
7	19 12 H. SNELL 1:34.102		20 181 L. WATERS 1:34.102	21 20 J. NAHLOUS 1:34.384
6		16 110 Z. PETTENDY 1:33.799	17 91 T. AKSU 1:34.000	18 32 J. RUSSO 1:34.092
5	13 355 L. BROWN 1:33.564		14 39 G. NELSON 1:33.725	15 25 B. GAWITH 1:33.783
4		10 95 M. RINDEL 1:33.096	11 63 C. CLEGG 1:33.254	12 58 L. QUINN 1:33.394
3	7 78 C. GILMORE 1:32.765		8 49 J. FARNSWORT 1:32.908	9 3 C. DUNKER 1:32.949
2		4 11 B. DEMMERY 1:31.715	5 99 J. HATCH 1:31.915	6 121 R. OUGHTRED 1:32.664
1	1 50 C. THOMPSON 1:30.474		2 59 T. DRANE 1:31.465	3 72 B. BAKER 1:31.610



Chief Timekeeper - Scott Lang

Race Director - Tom Williams

Clerk of Course - Paul Hinds



[www.computime.com.au](http://www.computime.com.au)  
COMPUTIME RACE TIMING SYSTEMS PTY LTD





# Winton Motor Raceway Round 2 : March 12 - 14



Date: 13/03/21  
Event: Q07  
Weather: High cloud - Temp: 32.5C  
Track: Dry - Temp: 39.1C

## Qualifying 2

Started at: 13:55:00  
Laps: 20 Min  
Starters: 24  
Printed at: 14:20

### PROVISIONAL RACE INFORMATION

Time	Description
13:55:00	Event Start
13:59:14	Rider 7 (Zane KINNA) CRASHED TURN 12 - RIDER UP
14:04:04	Track temps: Finish - 39.4 / Int 1 - 41.0 / Int 2 - 40.5 / Int 3 - 37.9
14:10:09	Rider 355 (Laura BROWN) CRASHED TURN 9 - RIDER UP
14:13:52	Red Flag
14:14:29	Rider 181 (Liam WATERS) CRASHED TURN 6 - RIDER UP - RED FLAG - BIKE ON TRACK - SESSION DECLARED
14:16:42	Event Finish

The results are provisional until the end of the time limit for protests and appeals.

Chief Timekeeper - Scott Lang

Race Director - Tom Williams

Clerk of Course - Paul Hinds

